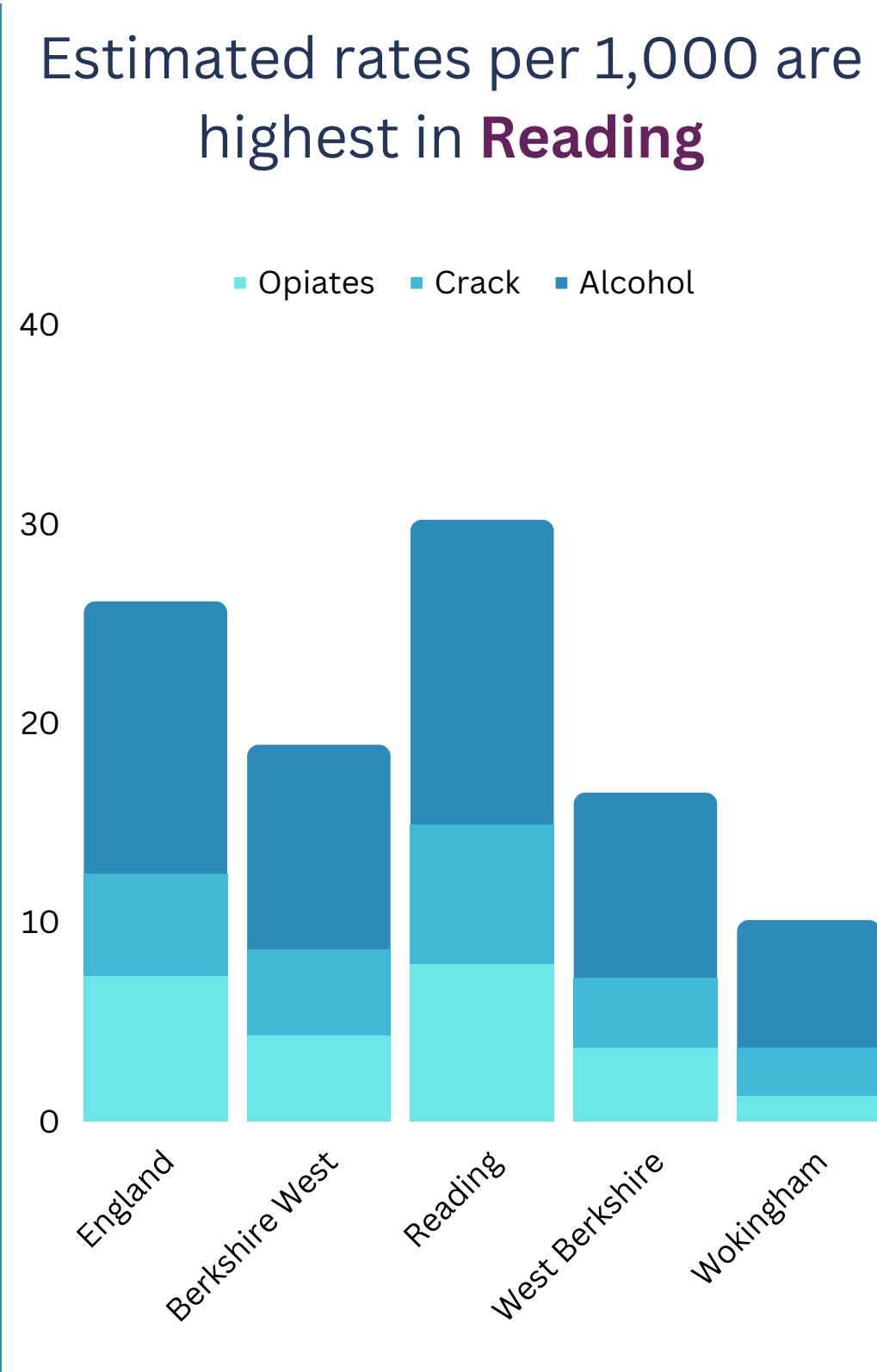


Drug and alcohol misuse in Berkshire West 2022

Estimated prevalence and rate of unmet need (1)

2,328
OPIATE AND/OR CRACK
USERS

3,887
PEOPLE WITH ALCOHOL
DEPENDENCY

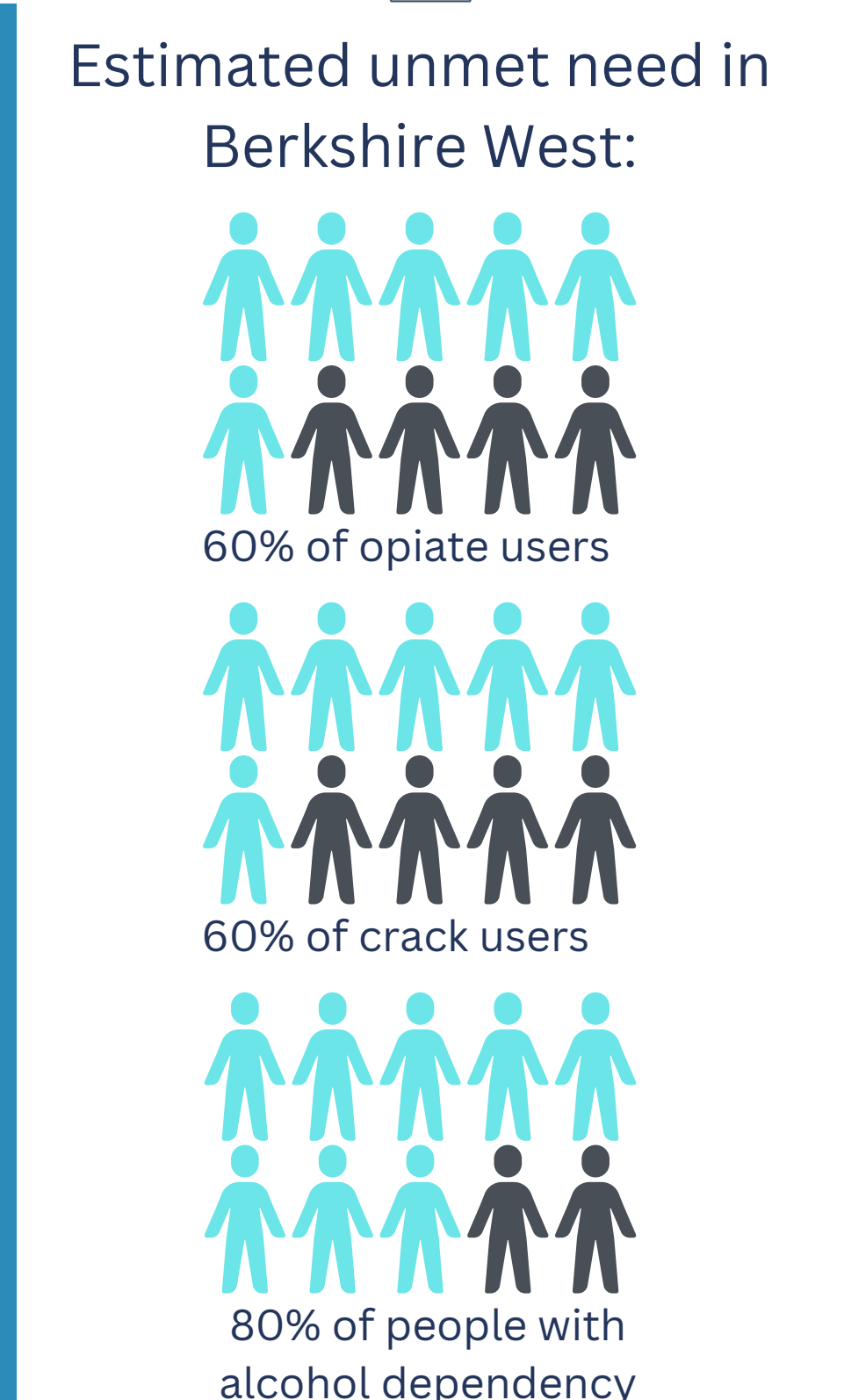


Per 100,000 population there are:

408
PEOPLE IN DRUG
TREATMENT

140
PEOPLE IN ALCOHOL
TREATMENT

134
YOUNG PEOPLE IN
TREATMENT



SOURCES: (1) Office for Health Improvement and Disparities National Drug Treatment Monitoring System ViewIT [accessed October 2022]

Drug and alcohol misuse in Berkshire West 2022

The level of direct harm

21

DRUG-RELATED DEATHS
(2021) (1)


150

ALCOHOL-RELATED DEATHS
(2020) (2)

Hospital admission episodes:

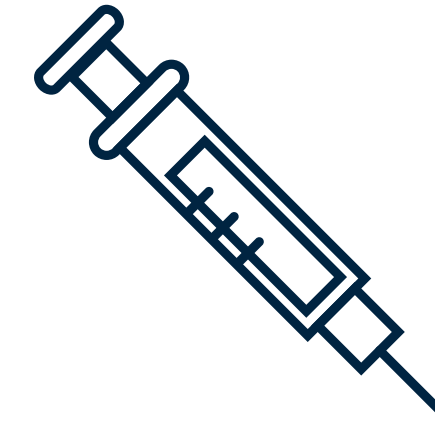


100 due to poisoning by drug misuse (2019/20) (3)



145 for young people due to substance misuse (2018/19-2020/21) (2)

Hepatitis C




20% of adults in drug treatment tested positive for Hepatitis C during 2020/21(4)

Recent trends:



Young people admitted to hospital due to substance misuse




600 due to drug related mental and behavioral disorders (2019/20) (3)



1,865 due to alcohol-specific causes (2020/21) (2)

Compared to benchmarks:



- Drug related deaths (**Reading**)
- Alcohol-related deaths (**Reading**)
- Admissions due to drug poisoning (**Reading**)
- Admissions due to drug-related mental health (**Reading**)

SOURCES: (1) Office for National Statistics, Deaths related to drug poisoning in England and Wales

(2) Office for Health Improvement and Disparities, Fingertips: Public Health Data

(3) NHS Digital, Statistics on drug misuse in England

(4) Office for Health Improvement and Disparities National Drug Treatment Monitoring System Blood Bourne Viruses report

Drug and alcohol misuse in Berkshire West 2022

Wider harms

Of those suspected of serious violent crimes in the Thames Valley:

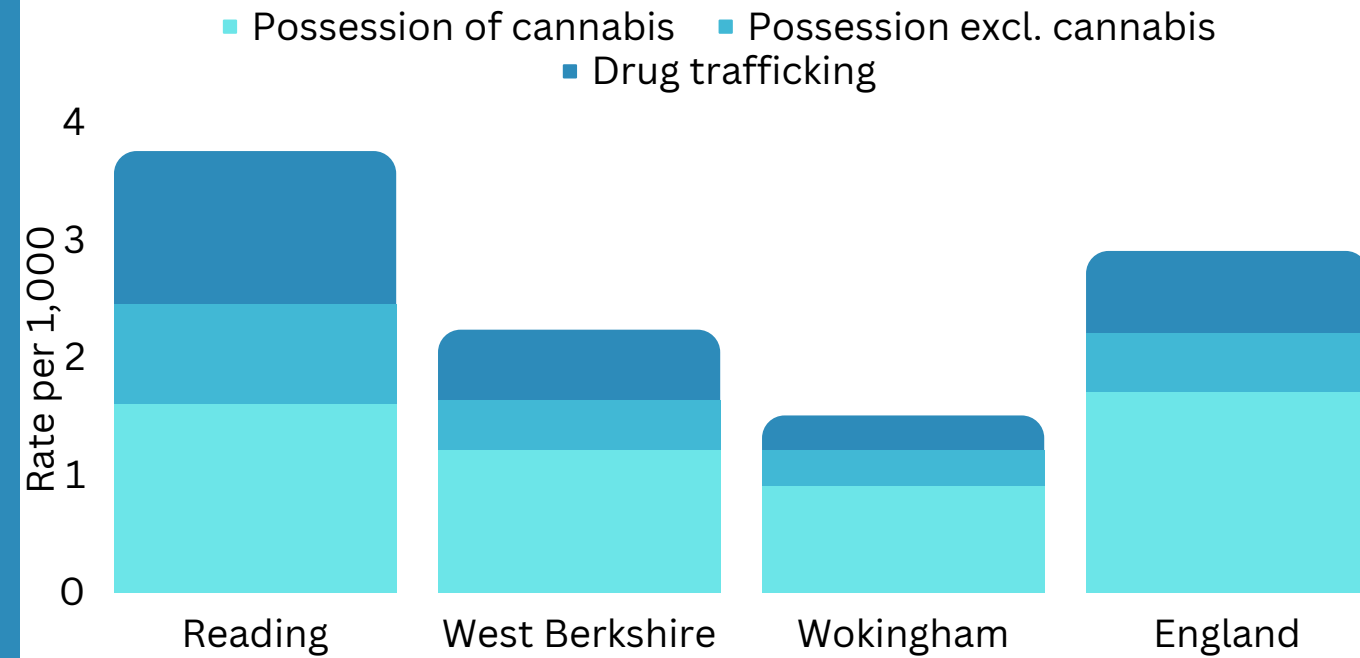
30%

HAD A PREVIOUS HISTORY OF DRUG USE/SUPPLY (2021) (1)

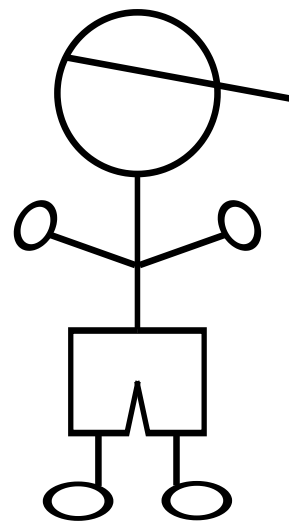

20%

HAD A PREVIOUS HISTORY OF DRUG POSSESSION (2021) (1)

Police-recorded drug offences (2):



Children living with adults who are in treatment (3):



205
Drug treatment

170
Alcohol treatment

9

DRUG-RELATED HOMICIDES IN THE THAMES VALLEY (2020-22) (4)

2


DRUG-RELATED HOMICIDES IN READING (2020-22) (4)

Recent trends:

- Drug-related homicides (Thames Valley)
- Possession of cannabis
- Trafficking in controlled drugs (**Reading**)

Compared to benchmarks:

- Drug offences per 1,000 (**Reading**)
- Trafficking in controlled drugs (**Reading**)



SOURCES: (1) Thames Valley Violence Reduction Unity, Strategic Needs Assessment

(2) Home Office, Police recorded crime and outcomes open data tables

(3) Office for Health Improvement and Disparities National Drug Treatment Monitoring System Commissioning Support Packs

(4) Thames Valley Office of the Police Crime Commissioner

Drug and alcohol misuse in Berkshire West 2022

Drug treatment population characteristics (2020/21) (1)

1,545

PEOPLE IN DRUG TREATMENT

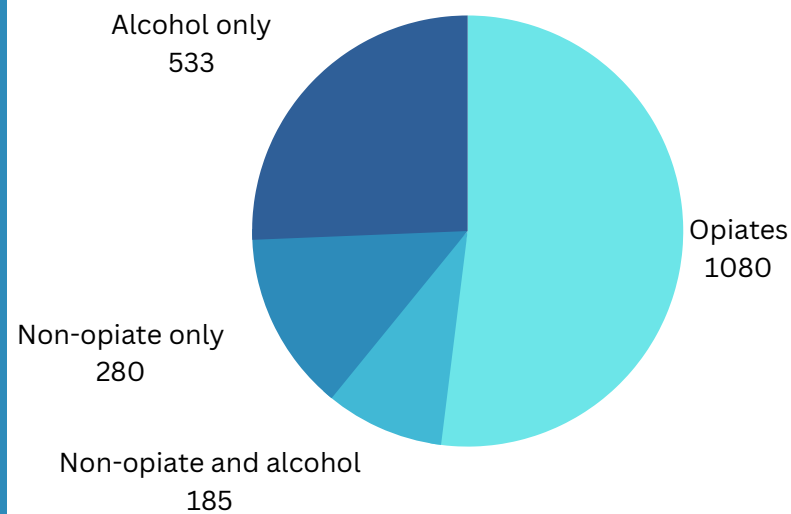
533

PEOPLE IN ALCOHOL TREATMENT

134

YOUNG PEOPLE IN TREATMENT

Number in treatment by substance group



% in treatment who are male:




Most likely to be in drug treatment



Aged 18-49

Most likely to be in alcohol treatment



Aged 30-49


No religion 60%

Heterosexual 95%

Disabled 20%


White British 90%

Recent trends:




- In drug treatment, all in treatment (**Reading**)
- In drug treatment for opiate use (**Reading**)
- In drug treatment for non-opiate drug use
- In alcohol treatment (**Reading** and **West Berkshire**)
- Young males in treatment (**West Berkshire**)

Compared to benchmarks:



- In drug treatment, all in treatment (**Reading**)
- In drug treatment for opiate use (**Reading**)
- In drug treatment for non-opiate drug use (**Reading** and **West Berkshire**)
- Young people in treatment, across all age groups and both genders (**West Berkshire**)
- Males and females aged 18-29 in drug treatment
- Males aged 30-49 in drug treatment
- (**Reading** and **West Berkshire**)
- Males aged 50+ in drug treatment (**Reading**)



- In drug treatment across all drug groups (**Wokingham**)
- In alcohol treatment across all ages and genders
- Young people in treatment (**Wokingham**)

Drug and alcohol misuse in Berkshire West 2022

Drug treatment population characteristics (2020/21) (1)

Smokers

Mental health treatment needs

83%

STARTING DRUG TREATMENT

57%

STARTING DRUG TREATMENT

41%

STARTING ALCOHOL TREATMENT

61%

STARTING ALCOHOL TREATMENT

16%

YOUNG PEOPLE STARTING TREATMENT

37%

YOUNG PEOPLE STARTING TREATMENT

Adults in treatment who have housing problems



Adults in drug treatment in paid employment



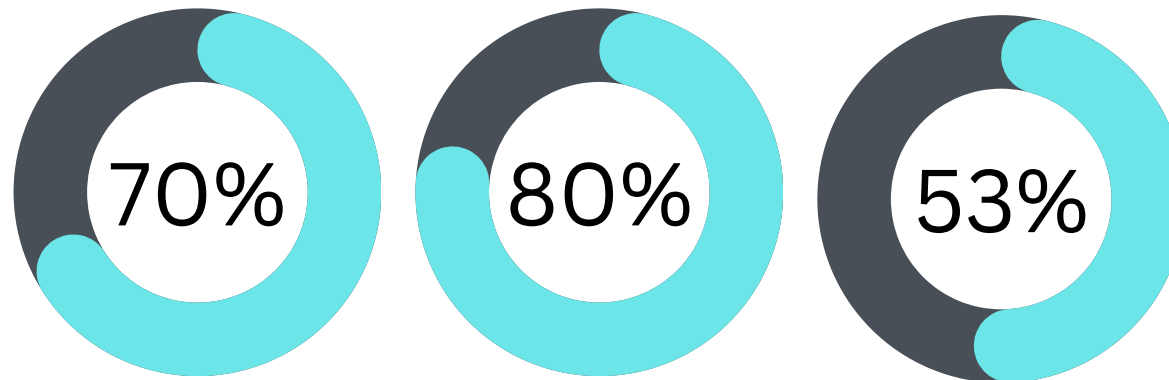
Adults in alcohol treatment in paid employment



Young people in treatment in mainstream education



Mental health treatment needs receiving treatment:



Drug treatment Alcohol treatment Young people in treatment

Recent trends:

- People in drug treatment with urgent housing problems

Compared to benchmarks:

- People in drug treatment in employment (**West Berkshire** and **Wokingham**)
- People in drug treatment unemployed inactive (**Reading**)
- People in alcohol treatment in employment
- People in drug treatment who were smokers at start of treatment
- Young people entering treatment identified as having a mental health treatment need (**Reading** and **Wokingham**)
- People who were smokers at the start drug treatment who were abstinent from smoking at treatment outcome review
- Young people starting treatment who were smokers at start of treatment
- There were no smoking cessation treatment interventions offered to adults in treatment
- Young people entering treatment identified as having a mental health treatment need (**West Berkshire**)

Drug and alcohol misuse in Berkshire West 2022

Substance profile of those in drug treatment 2020/21 (1)

Top 4 substances cited by adults starting drug treatment:

37% CANNABIS

34% OPIATES AND CRACK


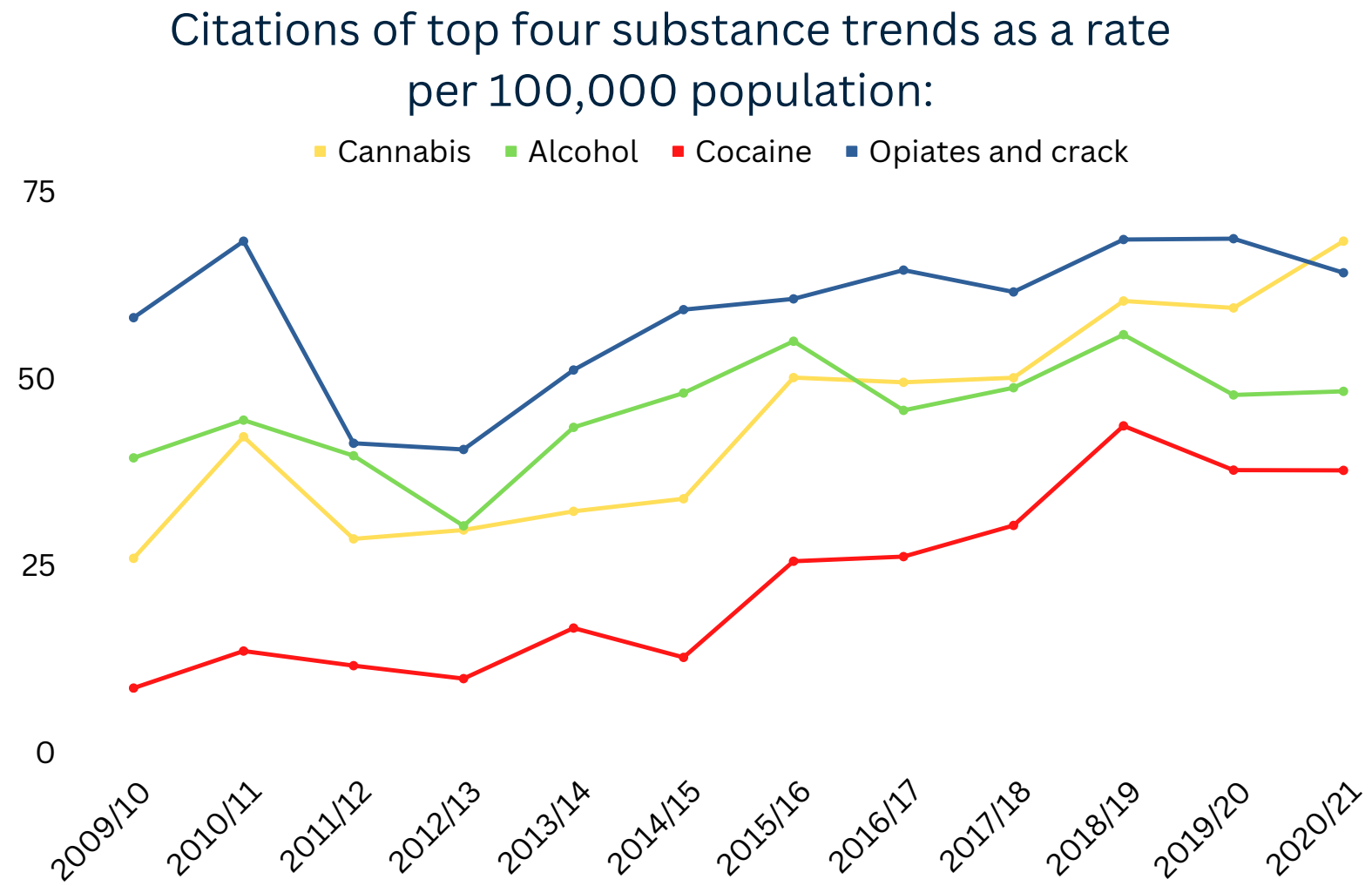
26% ALCOHOL

20% COCAINE


Top 2 substances cited by young people starting treatment:

48% CANNABIS

26% ALCOHOL



Proportion of adults starting alcohol treatment drinking 400+ units per month



6%
DRINKING 800+ UNITS PER MONTH

Recent trends:

- Rate of people in drug treatment citing the use of cannabis (**West Berkshire**)
- Rate of people in drug treatment citing the use of cocaine (**Wokingham** and **West Berkshire**)

Compared to benchmarks:

- Rate of people in drug treatment citing the use of cannabis (**West Berkshire** and **Reading**)
- Rate of people in drug treatment citing the use of alcohol; and opiates and crack (**Reading**)
- % of young people in treatment citing the use of cannabis (**Wokingham**)
- % of young people in treatment citing the use of alcohol (**West Berkshire**)
- Rate of people in drug treatment citing the use of cannabis (**Wokingham**)
- Rate of people in drug treatment citing the use of alcohol; and opiates and crack (**Wokingham** and **West Berkshire**)
- People entering alcohol treatment drinking more than 400 units in a 28-day period

Drug and alcohol misuse in Berkshire West 2022


Routes to treatment and intervention types 2020/21 (1)

Referrals that are self/family referrals:

56%
DRUG TREATMENT

57%
ALCOHOL TREATMENT


11%
YOUNG PEOPLE





22% of drug; 14% of alcohol; and 27% of young people treatment referrals are via the Criminal Justice System (CJS)



180 people leave prison each year with an ongoing treatment need: 42% engage in structured community treatment




35% of young people are referred to treatment via education services


Almost 100% of people in treatment received psychological support alongside other forms of treatment



Almost all people received at least one treatment intervention delivered in the community



41% of eligible adults offered a hepatitis B vaccine, accepted the offer



Compared to benchmarks:

- Self/family referrals to drug treatment (**Wokingham**)
- CJS referrals to drug treatment (**Reading** and **West Berkshire**)
- Referrals to drug treatment via health or social care services (**West Berkshire**)
- CJS; and health and social care referrals to alcohol treatment (**West Berkshire**)
- Young people referred via CJS; and social care (just below statistical significance)
- CJS referrals to drug treatment that are arrest referrals
- People in drug and alcohol treatment receiving recovery support
- Eligible adults accepting a hepatitis B vaccine
- % of referrals to drug treatment which are self/family referrals (**Reading** and **West Berkshire**)
- % of referrals to alcohol treatment which are self/family referrals (**Reading** and **West Berkshire**)
- Young people referred via the health service
- % of CJS referrals to drug treatment that are prison referrals
- % of young people receiving harm reduction interventions

Drug and alcohol misuse in Berkshire West 2022

Treatment exits 2020/21 (1)

Successful completions:

3.1%


OPIATE USERS

27%

NON-OPIATE DRUG USERS

31%

ALCOHOL

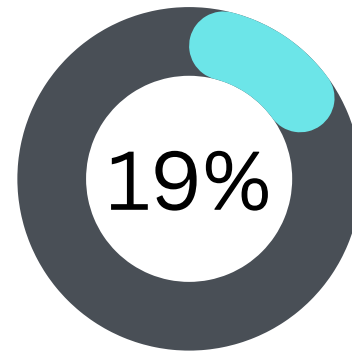


- 43% of opiate users in treatment for 2 years or more
- 12% of non-opiate users in treatment for 1 year or more
- 14% of people in alcohol treatment for 1 year or more
- 34% young people in treatment for over 26 weeks

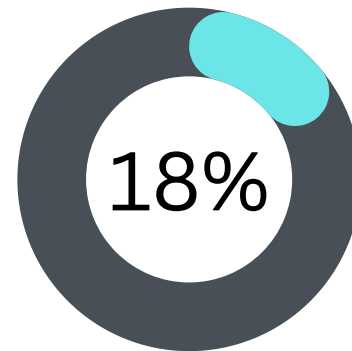
19

DEATHS DURING TIME IN TREATMENT

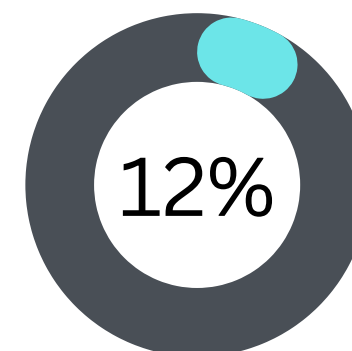
Unplanned treatment exits



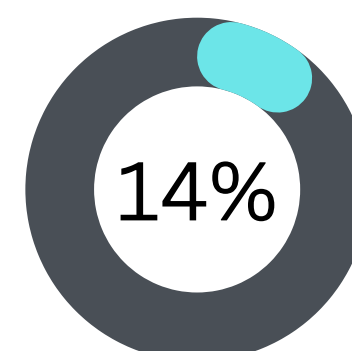
Non-opiate and alcohol





Opiate



Non-opiates only



Alcohol



Compared to benchmarks:

- Non-opiate users in treatment for 1 or more years (**Reading**)
- Adults in alcohol treatment for 1 year or more (**Reading**)
- Young people in treatment for 27 to 32 weeks (**Reading** and **West Berkshire**)
- Young people in treatment for over a year (**West Berkshire**)
- Early, unplanned exits from drug treatment; and from alcohol treatment (**Reading**)
- Opiate users in treatment for 2 years of more (**Reading** and **Wokingham**)
- Non-opiate users in treatment for 1 or more years (**West Berkshire**)
- Adults in alcohol treatment for 1 year or more (**Wokingham**)
- Young people in treatment for less than 12 weeks
- Early, unplanned exits from drug treatment (**West Berkshire**)
- Non-opiate successful completions (**Reading**)
- Alcohol treatment successful completions (**Reading**)
- Young people exiting treatment having completed treatment (**Wokingham**)
- Deaths of people in drug and alcohol treatment